

Research Article

Cite this article: Ortega Z, Mencia A, Martins K, Soares P, Ferreira VL and Oliveira-Santos LG. Disentangling the role of heat sources on microhabitat selection of two Neotropical lizard species. *Journal of Tropical Ecology* <https://doi.org/10.1017/S0266467419000099>

Received: 25 November 2018
Revised: 11 March 2019
Accepted: 12 March 2019

Keywords:

Brazil; conduction; convection; environmental temperatures; Neotropical lizards; resource selection function; savanna; solar radiation; structural equation modelling; substrate

Author for correspondence: *Zaida Ortega, Email: zaidaortega@usal.es

Disentangling the role of heat sources on microhabitat selection of two Neotropical lizard species

Zaida Ortega^{1,*}, Abraham Mencia², Kleber Martins², Priscilla Soares¹, Vanda Lúcia Ferreira³ and Luiz Gustavo Oliveira-Santos³

¹Programa de Pós-Graduação em Ecologia e Conservação, Instituto de Biociências, Universidade Federal de Mato Grosso do Sul, ZIP 79070-900, Campo Grande, Mato Grosso do Sul, Brazil; ²Programa de Pós-Graduação em Biologia Animal, Instituto de Biociências, Universidade Federal do Mato Grosso do Sul, ZIP 79070-900, Campo Grande, Mato Grosso do Sul, Brazil and ³Instituto de Biociências, Universidade Federal do Mato Grosso do Sul, ZIP 79070-900, Campo Grande, Mato Grosso do Sul, Brazil

Abstract

Our aim was to disentangle the effects of different heat sources and the non-thermal properties of the substrate in the microhabitat choices of two lizard species living in savanna habitats of central-western Brazil: the teiid *Ameivula* aff. *ocellifera* (N = 43) and the tropidurid *Tropidurus oreadicus* (N = 23). To this end, a mixed structural resource selection function (mixed-SRSF) approach was used, modelling the probability of finding a lizard on a certain microhabitat based on environmental variables of used and simultaneously available places. First, we controlled for the effects of solar radiation, convection and the physical thermal properties of the substrate on substrate temperature. Then we assessed the effects of solar radiation, convection, conduction and the non-thermal properties of the substrate in the probability of use of a certain microhabitat. Results confirmed that substrate temperature was mediated by: air convection > solar radiation > physical thermal properties of the substrates. Moreover, the mixed-SRSF revealed that direct solar radiation and the non-thermal properties of the substrates were the only drivers of microhabitat selection for both species, with approximately the same strength. Our novel approach allowed splitting of the effect of different mechanisms in the microhabitat selection of lizards, which makes it a powerful tool for assessing the conformation of the interactions between different environmental variables mediating animal behaviour.

Introduction

How the environment shapes the ecology of individuals and populations is one of the current key issues of organismal biology (Heatwole 2009, Schwenk *et al.* 2009). For ectotherms, such as lizards, temperature is particularly important, and their main heat sources are solar radiation, long-wave radiation, conduction with the substrate and convection with the air (Angilletta 2009, Huey 1991, Porter & Gates 1969). The spatial configuration of the thermal landscape deeply affects the performance of lizards (Porter *et al.* 1973, Sears & Angilletta 2015, Sears *et al.* 2016). Hence many lizards base microhabitat choices on thermal properties (Hertz *et al.* 1994, Smith & Ballinger 2001).

Spatial structure of the thermal habitat affects microhabitat selection of lizards through the distribution of solar radiation (Newbold & MacMahon 2014) and different substrates (Ortega & Pérez-Mellado 2017, Quirt *et al.* 2006). Temporal configuration of the thermal habitat reflects how daily (Castilla & Bauwens 1991, Díaz & Cabezas-Díaz 2004), seasonal (Ortega & Pérez-Mellado 2016) or climatic changes (Doody *et al.* 2006) modulate their microhabitat selection. Finally, non-thermal traits also influence lizard microhabitat selection, such as social interactions (Allen *et al.* 2015, Martín & Salvador 1997, Paterson & Blouin-Demers 2018), morphological adaptations (Jaksic *et al.* 1980), diet (Blouin-Demers & Weatherhead 2001) or protection against predators (Allen *et al.* 2015, Marshall *et al.* 2016). Such is the complexity that approximately 50 variables were identified as forming the niches of lizards (Pianka *et al.* 2017).

Despite the excellent research background about the thermal ecology of desert and tropical lizards (Pianka *et al.* 2017), most research on microhabitat choice is still centred on temperate species (Grbac & Bauwens 2001, Ortega & Pérez-Mellado 2016, Quirt *et al.* 2006). Thus, there is a gap of knowledge in how abiotic traits drive microhabitat selection of tropical lizards (Hertz *et al.* 1994, Ruibal 1961). Thermoregulation in tropical environments entails different patterns of costs and benefits, since habitat thermal quality is normally high (Vickers *et al.* 2011). Researchers have drawn attention to the high vulnerability of tropical lizards to climate change (Brusch *et al.* 2016, Huey *et al.* 2009, Pontes-da-Silva *et al.* 2018, Tewksbury *et al.* 2008), which urges us to understand how the different environmental factors drive their microhabitat selection.

We aim to disentangle the importance of different aspects of the environment in the microhabitat selection of Neotropical lizards, splitting the effect of heat sources and non-thermal properties of the substrate. We compare two lizard species of different families living in different habitats of central-western Brazil. We expect that lizards would select microhabitats based on their temperatures, prioritizing avoidance of overheating (Vickers *et al.* 2011). We aim to test two sets of hypotheses: (1) about the effects of solar radiation, air temperature and the physical thermal properties of the type of substrate (e.g. conductance, reflectance) on the substrate temperature, and (2) about the effects of solar radiation, air temperature, substrate temperature and the non-thermal properties of substrates in microhabitat selection of lizards. We propose a novel approach that incorporates common statistical tools of habitat selection (i.e. resource selection function, Manly *et al.* 2002) into structural equation modelling. We believe our approach should allow disentangling and weighting the importance of different thermal and non-thermal covariates in use of space by lizards.

Species and site studied

Ameivula ocellifera (Spix 1825) is a widespread species complex (Arias *et al.* 2011a) that ranges from north-eastern Brazil to Argentina (Arias *et al.* 2011b). This small teiid (< 100 mm SVL) lives in sandy and hot open habitats (Menezes *et al.* 2011) throughout the South American dry diagonal, which includes caatinga (a xeric semi-arid ecosystem of north-west Brazil), savanna, chaco (a semi-arid lowland ecosystem of central South-America) and coastal sand plain shrub ecosystems. The studied population belongs to a new species (*Ameivula* sp. 2 of Arias *et al.* 2018) and is called here *Ameivula* aff. *ocellifera*. We observed *A.* aff. *ocellifera* individuals in an area of the Nhecolândia subregion of Pantanal wetland, at the Nhumirim Ranch, Brazil (18°59'S, 56°39'W). Vegetation is characterized by savanna forest interspersed with grasslands and brackish and freshwater ponds.

Tropidurus oreadicus (Rodrigues 1987) is a small tropidurid (< 100 mm SVL) commonly found in savanna in Brazil, although it also occurs in the southern part of the Amazonian forest (Rocha & Siqueira 2008). This species can be found in several habitat types, but it mainly occurs in rocky sites (Ribeiro *et al.* 2008). We observed *Tropidurus oreadicus* individuals at a savanna located at Experimental Ranch of Universidade Estadual do Mato Grosso do Sul, Brazil (20°26.164'S, 55°39.357'W). Vegetation is composed of savanna forest and some rock outcrops under clearances in the canopy. Both study areas have tropical climate (mean annual temperature of 25°C) and marked seasonality of rainfall (Bergier & Assine 2016, Kotteck *et al.* 2006).

Methods

We directly observed 43 *A.* aff. *ocellifera* and 23 *T.* *oreadicus* adult lizards between September and December 2017. For each lizard, we measured four microhabitat variables at the point where it was observed (used microhabitat) and four to eight points (unused microhabitats) at 5 m and 10 m apart (on each main cardinal direction) of the respective used microhabitat. Unused points provide a sample of the microhabitats that are available for each lizard at the exact time and in the surrounding area of the observations, therefore representing true absences of the respective individual (i.e. unselected microhabitats) (Duchesne *et al.* 2010). We sampled lizards on sunny days, although the fact that each used microhabitat is paired with its respective simultaneously unused

microhabitats precludes any confounding effect of atmospheric conditions in the results. The comparison between the used and unused microhabitats allows us to understand the importance of different environmental variables for lizard microhabitat selection. For each point (used and unused), we recorded (1) substrate temperature (T_s); (2) air temperature (T_a); (3) type of substrate (rock, dry grass, grass, leaf litter or sand); and (4) exposure to the sun (full sun, filtered sun, shade or cloudy). T_s was measured with an infrared laser thermometer (Benetech® GS320, precision 0.1°C) and T_a was measured at 2 cm above the ground, with a digital thermometer (6802II, precision 0.1°C). Correlation between both thermometers was high ($r = 0.970$). The study was purely observational regarding animals: no lizard was manipulated or harmed. All procedures are in compliance with the UFMS bioethics committee.

We addressed the study of each species by resource selection function (RSF), which is a function describing the probability of an individual using a certain resource (here, the microhabitats) based on its availability (Manly *et al.* 2002). Many analyses can be used to solve a RSF, but it is recommended that data on use and availability of the resource are paired for each individual, in order for the absences of the unused (availability) points to be true absences (Duchesne *et al.* 2010). Previous studies have used paired logistic regression (PLR) or conditional logistic regression (CLR) to solve RSFs related to microhabitat selection by vertebrates (Compton *et al.* 2002, Duchesne *et al.* 2010, Ortega & Pérez-Mellado 2017).

Here we aim to integrate the candidate hypotheses that can disentangle the effect of the environment in microhabitat selection by lizards (Figure 1). To do this, we apply a mixed structural resource selection function (mixed-SRSF) approach, that is, solving the RSFs by means of mixed structural equation modelling (SEM) (Shipley 2016). As said, our data consist of direct observations of the environmental variables in a binomial process of microhabitat used by lizards (scored as 1) and values of these environmental variables at several paired unused points (scored as 0). Thus, including the individual identity as a random factor in SEM we can assess each hypothesis in the same probabilistic selection process. That is, we consider the availability of the environmental conditions for each lizard at the exact moment of sampling, bringing a more mechanistic approach of microhabitat selection.

The advantage of the mixed-SRSF over previous approaches is that it allows disentangling the effects of the different components of the environment in the selection process. In our case, we firstly isolate the thermal properties of the substrates in order to control for their effects on microhabitat selection by lizards (Figure 1). To do this, we established three control hypotheses about the thermal properties of substrates: (H1) exposure to the sun will directly affect substrate temperature (T_s), with lower temperatures in the shade, milder in filtered sun and higher under full sun; (H2) air temperature (T_a) will positively affect the T_s ; and (H3) different types of substrates, due to their physical thermal properties (e.g. conductance, reflectance) will show different T_s (Figure 1). We know that these thermal relationships are well studied by biophysical mechanistic models (Kearney *et al.* 2014a, 2014b; Porter & Gates 1969, Porter *et al.* 1973). Nonetheless, it is important to control for these effects within our own empirical data to better understand how these variables affect the microhabitat selection of lizards.

Then we advance by testing the effect of T_s (H4), direct solar radiation (H5) and air convection (H6) on microhabitat selection of lizards (Figure 1). The direction of the predicted effect of the H4 and H5 will depend on the environmental temperatures; if they are below their thermal preferences, lizards will select microhabitats with higher solar exposure and/or warmer conditions, and vice

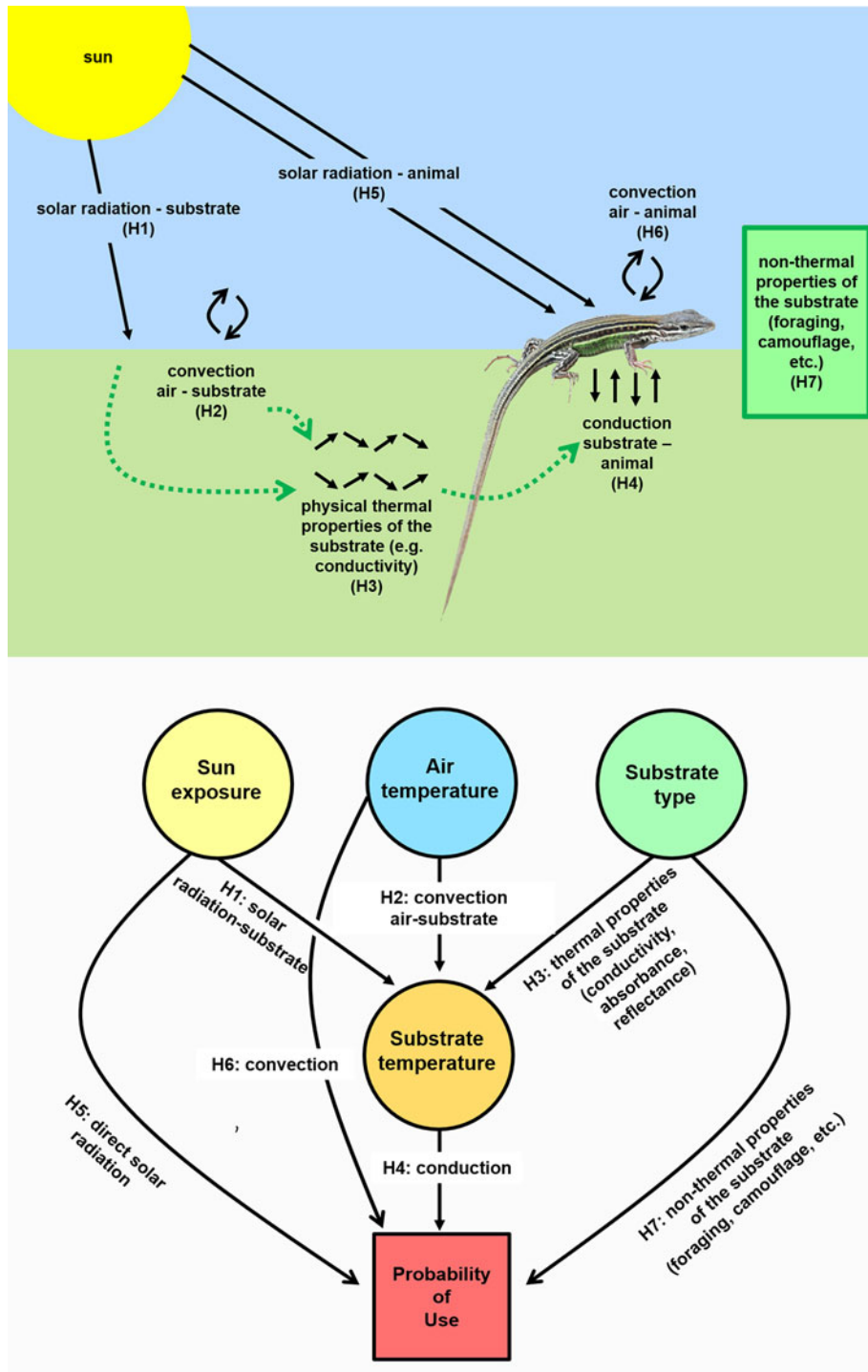


Figure 1. Studied relationships between lizard species and their environments in relation to microhabitat selection: a diagram depicting these relationships in nature (top) and the corresponding structural model used for analysis (bottom). The hypotheses are: (H1) there is a positive direct relationship between solar radiation and substrate temperature (T_s); (H2) there is a positive direct relationship between the air temperature (T_a) and T_s ; (H3) there is an effect of the physical properties of the substrates on their temperatures (H1–H3 are the control hypotheses about the effects of the different heat sources and the thermal properties of the substrates on the substrate temperature); (H4) the T_s influences the probability of use of a certain microhabitat; (H5) solar radiation influences the probability of use of a certain microhabitat; (H6) T_a influences the probability of use of a certain microhabitat; (H7) the non-thermal properties of the substrates (e.g. food availability, predation pressure, potential for camouflage, suitability for lizard locomotion) influence the probability of use of a certain microhabitat (H4–H7 are the hypotheses of interest on how the studied environmental attributes shape the microhabitat selection of lizards).

versa. Finally, we tested the effect of substrate type (H7) on microhabitat selection, which will be related to non-thermal substrate properties (that can be associated to camouflage, prey availability, access to shelter or escape paths, or other ecologically relevant traits). It is worth noting that covariates such as exposure to the

sun, air temperature and substrate type can drive microhabitat selection of lizards via direct effects (H5, H6 and H7) and indirect effects, by changes in T_s (H1, H2 and H3) that, in turn, can cause changes in microhabitat selection (H1, H2, and H3 via H4) (Figure 1).

Table 1. Air (T_a) and substrate (T_s) temperatures measured at the microhabitats used by lizards of two species (*Ameivula* aff. *ocellifera* and *Tropidurus oreadicus*) in Brazil and their paired available (unused) microhabitats. All temperatures are reported in °C

| Species | Variable | Microhabitat | Mean \pm SE | Interquartile range |
|---------------------------|----------|--------------|-----------------|---------------------|
| <i>A. aff. ocellifera</i> | T_a | used | 35.2 \pm 0.56 | 32.5–37.5 |
| | | unused | 34.9 \pm 0.18 | 32.2–37.1 |
| | T_s | used | 36.3 \pm 0.73 | 31.7–39.1 |
| | | unused | 36.0 \pm 0.41 | 31.3–38.5 |
| <i>T. oreadicus</i> | T_a | used | 32.3 \pm 0.66 | 30.4–34.4 |
| | | unused | 32.8 \pm 0.29 | 30.9–34.8 |
| | T_s | used | 33.2 \pm 0.53 | 31.6–34.9 |
| | | unused | 33.4 \pm 0.31 | 31.3–35.5 |

In addition, direct, indirect and total effects can also be assessed, that is: the direct effect of T_a on the probability of use of the microhabitat is the coefficient estimated in H6, the indirect effect is given by the product between H2 and H4; therefore the total effect of T_a on microhabitat selection follows $H6 + H2 \cdot H4$ (Figure 1) (Shipley 2016). The SEM was fitted in R routine (version 3.2.3) using the *piecewiseSEM* package (Holst & Budtz-Jørgensen 2013). Goodness of fit for mixed-SRSF measures the discrepancy between predicted and observed covariance matrices in structural equation modelling, combining P-values of the conditional independence tests in the C of Fischer statistic (Holst & Budtz-Jørgensen 2013).

Results

Environmental temperatures were quite similar at the used and unused points for both species (Table 1); detailed descriptive statistics are provided in Appendices 1–3. We first assessed the control hypotheses on how solar radiation, air convection and the physical thermal properties of the substrates drive T_s (H1–H3). The mixed-SRSF revealed that T_s was simultaneously affected by solar radiation on the substrate (H1) (increasing in sunny microhabitats to approximately double the decreases in shade), air convection with the substrate (H2) (positive effect in T_s , resulting the main driver of T_s in both studied areas, but more important for *T. oreadicus*) and the physical thermal properties of the substrate type (H3) (where the leaf litter was hotter and the rock was colder than other substrates for *A. aff. ocellifera* and *T. oreadicus*, respectively) (Figures 2 and 3).

Then, we focus on the effects of conduction with the substrate (H4), direct solar radiation on the animal (H5), air-convection with the animal (H6) and the non-thermal properties of the substrate type (H7) on microhabitat selection (Figures 2 and 3). Conduction with the substrate (H4) and convection of air around the animal (H6) were not significant in microhabitat selection by either species. This means that a gradient of substrate or air temperature (within the range studied here) over the same substrate, as well as exposure to solar radiation, failed to exert any change in the use of space of the two lizard species. Direct solar radiation (H5) affected microhabitat selection of both species: *A. aff. ocellifera* avoided full sun and *T. oreadicus* avoided both the full sun and the shade (with the same strength). The non-thermal properties of the substrate type (H7) also affected the probability of use by both species: *A. aff. ocellifera* selected sand over dry grass, grass

and leaf litter (Figure 2), while *T. oreadicus* selected rock and log over soil and leaf litter (Figure 3). The comparison among standardized coefficients estimated in mixed-SRSF suggested both solar radiation and non-thermal properties of substrate had similar importance in microhabitat selection for the two species, with a slightly larger relevance of non-thermal properties of substrate type ($\beta_{\text{substrate-sand}} = 0.25$ versus $\beta_{\text{sun exposure-sun}} = -0.22$ and $\beta_{\text{substrate-rock}} = 0.32$ versus $\beta_{\text{sun exposure-shade}} = -0.23$). Mixed-SRSF presented adequate adjustment for both species (*A. aff. ocellifera*: Fisher's C = 0.31, df = 2; P = 0.86 for *A. aff. ocellifera* and Fisher's C = 3.98, df = 2; P = 0.13 for *T. oreadicus*).

Discussion

The mixed-SRSF approach allowed us to disentangle the thermal and non-thermal effects of the environment on lizard microhabitat selection. Among the thermal mechanisms underlying microhabitat selection, we were able to split the effects of conduction with the substrate, direct solar radiation and convection with the surrounding air. We were also able to quantify how solar radiation and air convection on substrate, as well as the physical thermal properties of the type of substrate, regulate the conduction between the animal and the substrate. Besides this, we were able to separate the effect of the non-thermal properties of the substrate from the other attributes. The approach also allowed us to compare the intensity of both the direct and indirect effects on microhabitat selection. Although we were able to disentangle the thermal effects of the microhabitat, the mechanisms underlying the non-thermal properties of the substrate remain hidden in our sampling and model design. We propose to include other variables in future studies, aiming to understand how animals interact with the non-thermal component of the environment (such as food resources, cryptic properties of the substrates, predation pressure or availability of shelter). While adding more explicative variables, the remaining unexplained variability attributed to the effect of type of substrate on the probability of microhabitat selection (analogous to our H7) (Figure 1) will be split, allowing us to quantify the part of variability due to the type of substrate that we could not explain in this study. The flexibility of our approach to add more direct and indirect candidate drivers of microhabitat selection provides an advance on the mechanistic understanding of animal movement.

Solar radiation, rather than convection or conduction, was the main thermal driver of microhabitat selection of lizards. *Ameivula* aff. *ocellifera* avoided the sun, and selected filtered sun or shaded areas, while *T. oreadicus* avoided both sunny and shaded areas (with the same strength), only selecting microhabitats with filtered sun. Solar energy increases towards the equator, and it can be the most important heat source – and also potential stressor – for tropical animals (Da Silva et al. 2014). Direct convection with air and conduction from the substrate were not modulating the microhabitat selection of the two studied Neotropical lizards. The preferred temperatures of the same population of *T. oreadicus* (unpubl. data) go from 32.9°C to 36.4°C, and the interquartile range of the substrate and air temperatures of the microhabitats (used or available) was ~30.5–35.5°C. Preferred temperatures of *A. aff. ocellifera* are unknown, but their active body temperatures usually range between 37°C and 40°C (Menezes et al. 2011, Mesquita & Colli 2003). Thus, it seems that the good thermal quality of the habitat would make it unnecessary for lizards to prioritize conduction from the substrate on their microhabitat decisions, as could be the case of temperate lizards (Grbac & Bauwens 2001, Ortega & Pérez-Mellado 2016, 2017; Quirt et al. 2006). This result

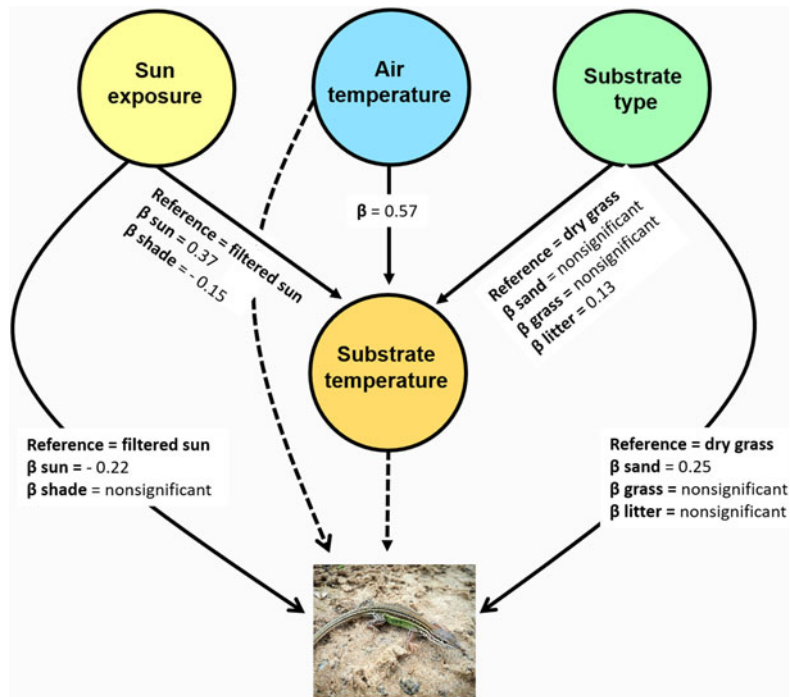


Figure 2. Path analysis model predicting the probability of presence of *Ameivula aff. ocellifera* lizards of the Pantanal of Nhêcolandia (Brazil) depending on the studied environmental variables. The solid arrows represent significant effects on the probability of use (that is, selection of a certain microhabitat). The dashed arrow represents a not significant result. The standardized path coefficients (β) represent the relative strength of the corresponding effect. AIC = 2002.3, log-likelihood of model = -985.15 , Chi-squared (comparing the observed covariances with those predicted by the model) = 0.016 , $P = 0.898$.

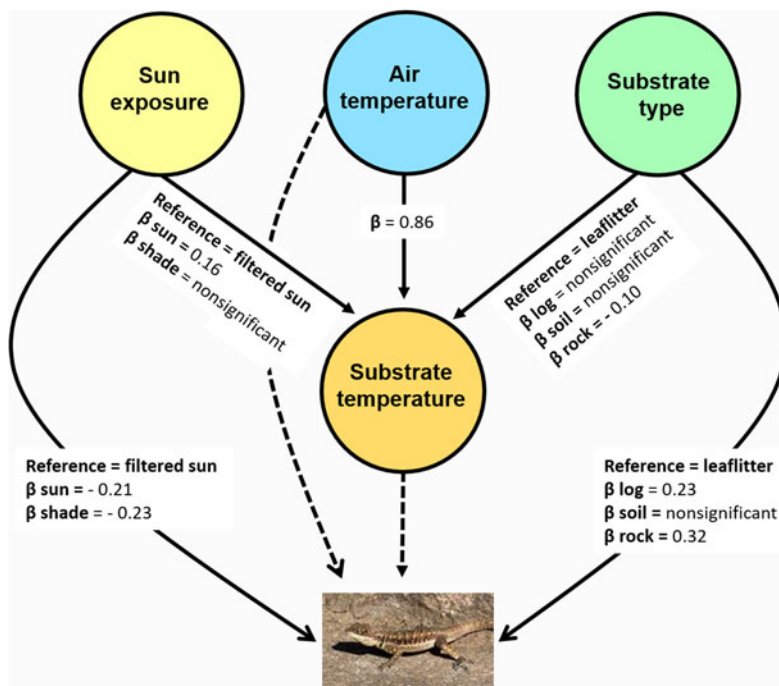


Figure 3. Path analysis model predicting the probability of presence of *Tropidurus oreadicus* lizards of Aquidauana (Brazil) depending on the studied environmental variables. The solid arrows represent significant effects in the probability of use (that is, selection of a certain microhabitat). The dashed arrow represents a not significant result. The standardized path coefficients (β) represent the relative strength of the corresponding effect. AIC = 502.75, log-likelihood of model = -235.37 , Chi-squared (comparing the observed covariances with those predicted by the model) = 2.087 , $P = 0.148$.

is in contrast with what we know about temperate lizards, for whom environmental temperatures – and mainly the temperature of the substrate – play an important role in microhabitat selection. Convection, however, could be important in windy conditions

(Maia-Carneiro *et al.* 2012, Ortega *et al.* 2017). As solar radiation is stronger in the tropics, our results suggest that lizards could be prioritizing avoidance of overheating, as suggested for thermoregulation of tropical lizards (Vickers *et al.* 2011). While the

temperatures offered by the different microhabitats are not excessively high for any species, direct solar radiation can rapidly increase the body temperature of lizards (Belluire & Carrascal 2002, Carrascal *et al.* 1992), which could probably entail risk of overheating for both species (Kearney *et al.* 2009, Tewksbury *et al.* 2008). Thus, the availability of enough vegetation to provide microhabitats with filtered sun seems important for the conservation of these Neotropical lizards. Our approach allows comparing the relative importance of the different heat sources on microhabitat selection of lizards from different habitats (e.g. deserts, rock outcrops, deciduous forests and rain forests), different times of activity (diurnal vs nocturnal) and different climates (temperate vs tropical areas). Such comparisons will provide us with a good mechanistic understanding of how lizards exploit the different heat sources.

The non-thermal properties of the substrates were the other main component mediating microhabitat selection by the studied lizard species. These properties can be related to locomotion, availability of shelter, food and/or nest sites, or to the presence of competitors, parasites and/or predators (Pianka *et al.* 2017). Although we were not able to split the effect of these non-thermal variables of the substrates, we were able to quantify their relative importance compared with the thermal properties of the microhabitats. Hence, we showed that *A. aff. ocellifera* acted indifferently to grass (dry or fresh) and leaf litter, and clearly selected sand, while *T. oreadicus* reacted randomly to soil and leaf litter, selecting logs and rocks instead. Furthermore, we can state that the selection of these habitats by each species is due to non-thermal properties (Figures 2 and 3). The selection of sandy substrates (based on their non-thermal traits) is somehow more important for *A. aff. ocellifera* than is the avoidance of direct solar radiation (standardized coefficients: 0.25 vs 0.22, respectively, Figure 2). For this species, we believe that availability of food resources and avoidance of intraspecific competition are the main traits that make sand attractive to lizards (Mesquita & Colli 2003). For *T. oreadicus*, the selection of rocky substrates (logs were only observed twice) seems substantially more important than the avoidance of sunny and shaded areas (0.32 vs \approx 0.22, respectively). This tropidurid mainly relies on sit-and-wait hunting, which is associated with the necessity to be cryptic with its surroundings (Pianka *et al.* 2017). The fact that rocky substrates probably provide food, camouflage and shelter to *T. oreadicus* lizards could explain why this substrate is attractive to them, once we know that it is not because of its thermal properties. A recent study found that *Aspidoscelis sexlineata* lizards select the substrate that facilitates the best locomotor performance (Sathe & Husak 2018). Following the proposed niche ordination (Pianka *et al.* 2017), we believe that including food, shelter, structural traits of substrates affecting lizard locomotion, camouflage and availability of nest sites to our approach promote an understanding of the contributions of different mechanisms to lizard microhabitat selection.

In temperate areas, lizard assemblages usually contain fewer species than in the tropics (Hillebrand 2004, Huey *et al.* 2009). In addition, spatial thermal heterogeneity is high, which makes shuttling between microhabitats at different temperatures an important thermoregulation mechanism (Grbac & Bauwens 2001, Ortega & Pérez-Mellado 2016, Quirt *et al.* 2006). However, tropical lizard communities are usually formed of many species that share generally more thermally homogeneous habitats (Addo-Bediako *et al.* 2000, Janzen 1967). Thus, tropical lizards tend to be microhabitat specialists (Brusch *et al.* 2016), which is totally in tune with our findings. The fact that Neotropical lizards are more specialized

to a type of substrate or microhabitat makes them more vulnerable to modification of their habitats, such as changes in land use, fragmentation or climate change (Brusch *et al.* 2016, Huey *et al.* 2009). Our results highlight the importance of understanding the role of the different environmental variables in the habitat selection of tropical lizards, which is probably different than in the temperate areas, and the importance of doing it soon, since many tropical populations, as those studied here, are probably highly vulnerable in a future of climate change.

In short, we disentangled which components of the environment influence microhabitat selection of two Neotropical lizard species. Substrate temperature was mainly determined by solar radiation and air temperature, while the intrinsic physical properties of the substrate types showed a lesser contribution. Surprisingly, the substrate and air temperatures did not influence the microhabitat decision of lizards. On the contrary, direct solar radiation and the non-thermal properties of the substrates were the main drivers of microhabitat selection in both species. Results were highly consistent for both species and reinforce the idea of tropical lizards being microhabitat specialists, from which the selection of environmental temperatures (air and substrate) could be less important than exposure to the sun or other non-thermal features of their habitats.

Author ORCID. Zaida Ortega  <https://orcid.org/0000-0002-8167-1652>

Acknowledgements. The staff of the Fazenda Nhumirim, Embrapa-Pantanal, Walfrido Thomas and Fernando Paiva helped with logistics, and Taynara Leão, Liliana Piatti and Evander Sanches helped with data collection on the Pantanal. The staff of the Universidade Estadual de Mato Grosso do Sul (UEMS), and particularly Afranio J.S. Soares, helped with logistics on Aquidauana. Arlindo F. Béda kindly helped us to find the populations of *T. oreadicus*. Harold Heatwole helped with careful revision of the text.

Financial support. This work was supported by 'Fundação de apoio ao desenvolvimento do ensino, ciência e tecnologia' of the Mato Grosso do Sul state [Fundect #0247/2014], Coordenação de Aperfeiçoamento de Pessoal de Nível Superior (CAPES), the Programa de Pós-graduação em Ecologia e Conservação (PPGEC) and the Programa de Pós-graduação em Biologia Animal (PPGBA). Postdoctoral fellowships of Programa Nacional de pós-doutorado (PNPD/CAPES) supported Z.O. and A.M. A doctoral fellowship from CAPES supported P.S. and a MSc fellowship from Fundect supported K.M.

Literature cited

- Addo-Bediako AA, Chown SL and Gaston KJ** (2000) Thermal tolerance, climatic variability and latitude. *Proceedings of the Royal Society B* **267**, 739–745.
- Allen KE, Rodriguez KJA, Eifler DA and Powell R** (2015) Social and environmental factors influence microhabitat selection in the brown-speckled sphaero, *Sphaerodactylus notatus* (Squamata: Sphaerodactylidae). *Journal of Herpetology* **49**, 165–169.
- Angilletta MJ** (2009) *Thermal Adaptation: A Theoretical and Empirical Synthesis*. Oxford: Oxford University Press, 302 pp.
- Arias F, Carvalho CM, Rodrigues M and Zaher H** (2011a) Two new species of *Cnemidophorus* (Squamata: Teiidae) of the *C. ocellifer* group, from Bahia, Brazil. *Zootaxa* **3022**, 1–21.
- Arias F, Carvalho CM, Rodrigues FS and Zaher H** (2011b) Two new species of *Cnemidophorus* (Squamata: Teiidae) from the Caatinga, Northwest Brazil. *Zootaxa* **2787**, 37–54.
- Arias FJ, Recoder R, Álvarez BB, Ethcepare E, Quipildor M, Lobo F and Rodrigues MT** (2018) Diversity of teiid lizards from Gran Chaco and Western Cerrado (Squamata: Teiidae). *Zoologica Scripta* **47**, 144–158.
- Belluire J and Carrascal LM** (2002) Influence of heat transmission mode on heating rates and on the selection of patches for heating in a Mediterranean lizard. *Physiological and Biochemical Zoology* **75**, 369–376.
- Bergier I and Assine M** (2016) *Dynamics of the Pantanal Wetland in South America*. New York, NY: Springer International Publishing, 243 pp.

- Blouin-Demers G and Weatherhead PJ** (2001) An experimental test of the link between foraging, habitat selection and thermoregulation in black rat snakes *Elaphe obsoleta obsoleta*. *Journal of Animal Ecology* **70**, 1006–1013.
- Brusch GA, Taylor EN and Whitfield SM** (2016) Turn up the heat: thermal tolerances of lizards at La Selva, Costa Rica. *Oecologia* **180**, 325–334.
- Carrascal LM, López P, Martín J and Salvador A** (1992) Basking and antipredator behaviour in a high altitude lizard: implications of heat-exchange rate. *Ethology* **92**, 143–154.
- Castilla AM and Bauwens D** (1991) Thermal biology, microhabitat selection, and conservation of the insular lizard *Podarcis hispanica atrata*. *Oecologia* **85**, 366–374.
- Compton BW, Rhymer JM and McCollough M** (2002) Habitat selection by Wood Turtles (*Clemmys insculpta*): an application of paired logistic regression. *Ecology* **83**, 833–843.
- Da Silva RG, Maia ASC and Macedo-Costa LL** (2014) Index of thermal stress for cows (ITSC) under high solar radiation in tropical environments. *International Journal of Biometeorology* **59**, 551–559.
- Díaz JA and Cabezas-Díaz S** (2004) Seasonal variation in the contribution of different behavioural mechanisms to lizard thermoregulation. *Functional Ecology* **18**, 867–875.
- Doody JS, Guarino E, Georges A, Corey B, Murray G and Ewert M** (2006) Nest site choice compensates for climate effects on sex ratios in a lizard with environmental sex determination. *Evolutionary Ecology* **20**, 307–330.
- Duchesne T, Fortin D and Courbin N** (2010) Mixed conditional logistic regression for habitat selection studies. *Journal of Animal Ecology* **79**, 548–555.
- Grbac I and Bauwens D** (2001) Constraints on temperature regulation in two sympatric *Podarcis* lizards during autumn. *Copeia* **2001**, 178–186.
- Heatwole H** (2009) Grand challenges. *Integrative and Comparative Biology* **49**, 6.
- Hertz PE, Fleishman LT and Armsbury C** (1994) The influence of light intensity and temperature on microhabitat selection in two *Anolis* lizards. *Functional Ecology* **8**, 720–729.
- Hillebrand H** (2004) On the generality of the latitudinal diversity gradient. *American Naturalist* **163**, 192–211.
- Holst KK and Budtz-Jørgensen E** (2013) Linear latent variable models: the lava-package. *Computational Statistics* **28**, 1385–1452.
- Huey RB** (1991) Physiological consequences of habitat selection. *American Naturalist* **137**, S91–S115.
- Huey RB, Deutsch CA, Tewksbury JJ, Vitt LJ, Hertz PE, Pérez HJÁ and Garland T** (2009) Why tropical forest lizards are vulnerable to climate warming. *Proceedings of the Royal Society of London B: Biological Sciences* **276**, 1939–1948.
- Jaksić FM, Núñez H and Ojeda FP** (1980) Body proportions, microhabitat selection, and adaptive radiation of *Liolaemus* lizards in central Chile. *Oecologia* **45**, 178–181.
- Janzen DH** (1967) Why mountain passes are higher in the tropics. *American Naturalist* **101**, 233–249.
- Kearney M, Shine R and Porter WP** (2009) The potential for behavioral thermoregulation to buffer “cold-blooded” animals against climate warming. *Proceedings of the National Academy of Sciences USA* **106**, 3835–3840.
- Kearney MR, Isaac AP and Porter WP** (2014a) microclim: global estimates of hourly microclimate based on long-term monthly climate averages. *Science Data* **1**, 140006.
- Kearney MR, Shamakhya A, Tingley R, Karoly DJ, Hoffmann AA, Briggs PR and Porter WP** (2014b) Microclimate modelling at macro scales: a test of a general microclimate model integrated with gridded continental-scale soil and weather data. *Methods in Ecology and Evolution* **5**, 273–286.
- Kottek M, Grieser J, Beck C, Rudolf B and Rubel F** (2006) World map of the Köppen–Geiger climate classification updated. *Meteorologische Zeitschrift* **15**, 259–263.
- Maia-Carneiro T, Dorigo TA and Rocha CFD** (2012) Influences of seasonality, thermal environment and wind intensity on the thermal ecology of Brazilian sand lizards in a restinga remnant. *South American Journal of Herpetology* **7**, 241–251.
- Manly BFJ, McDonald LL, Thomas DL, McDonald TL and Erickson WP** (2002) *Resource Selection by Animals: Statistical Design and Analysis for Field Studies*. New York, NY: Springer, 233 pp.
- Marshall KLA, Philpot KE and Stevens M** (2016) Microhabitat choice in island lizards enhances camouflage against avian predators. *Science Reports* **6**, 1–10.
- Martín J and Salvador A** (1997) Microhabitat selection by the Iberian rock lizard *Lacerta monticola*: effects on density and spatial distribution of individuals. *Biological Conservation* **79**, 303–307.
- Menezes VA, Sluys Van M, Fontes AF and Rocha CFD** (2011) Living in a caatinga-rocky field transitional habitat: ecological aspects of the whiptail lizard *Cnemidophorus ocellifer* (Teiidae) in northeastern Brazil. *Zoologia (Curitiba)* **28**, 8–16.
- Mesquita D and Colli GR** (2003) The ecology of *Cnemidophorus ocellifer* (Squamata, Teiidae) in a neotropical savanna. *Journal of Herpetology* **37**, 498–509.
- Newbold TAS and MacMahon JA** (2014) Determinants of habitat selection by desert horned lizards (*Phrynosoma platyrhinos*): the importance of abiotic factors associated with vegetation structure. *Journal of Herpetology* **48**, 306–316.
- Ortega Z and Pérez-Mellado V** (2016) Seasonal patterns of body temperature and microhabitat selection in a lacertid lizard. *Acta Oecologica* **77**, 201–206.
- Ortega Z and Pérez-Mellado V** (2017) The effect of thermal requirements on microhabitat selection and activity of *Podarcis lilfordi* (Squamata: Lacertidae). *Salamandra* **53**, 351–358.
- Ortega Z, Mencía A and Pérez-Mellado V** (2017) Wind constraints on the thermoregulation of high mountain lizards. *International Journal of Biometeorology* **61**, 1–9.
- Paterson JE and Blouin-Demers G** (2018) Density-dependent habitat selection predicts fitness and abundance in a small lizard. *Oikos* **127**, 448–459.
- Pianka ER, Vitt LJ, Pelegrin N, Fitzgerald DB and Winemiller KO** (2017) Toward a periodic table of niches, or exploring the lizard niche hypervolume. *American Naturalist* **190**, 601–616.
- Pontes-da-Silva E, Magnusson WE, Sinervo B, Caetano GH, Miles DB, Colli GR, Diele-Viegas LM, Fenker J, Santos JC and Werneck FP** (2018) Extinction risks forced by climatic change and intraspecific variation in the thermal physiology of a tropical lizard. *Journal of Thermal Biology* **73**, 50–60.
- Porter WP and Gates DM** (1969) Thermodynamic equilibria of animals with environment. *Ecological Monographs* **39**, 227–244.
- Porter WP, Mitchell JW, Beckman WA and DeWitt CB** (1973) Behavioral implications of mechanistic ecology. *Oecologia* **13**, 1–54.
- Quirt KC, Blouin-Demers G, Howes BJ and Loughheed SC** (2006) Microhabitat selection of five-lined skinks in northern peripheral populations. *Journal of Herpetology* **40**, 335–342.
- Ribeiro LB, Gomides SC, Santos AO and Sousa BM** (2008) Thermoregulatory behavior of the saxicoious lizard, *Tropidurus torquatus* (Squamata, Tropiduridae), in a rocky outcrop in Minas Gerais, Brazil. *Herpetological Conservation and Biology* **3**, 63–70.
- Rocha CFD and Siqueira CC** (2008) Feeding ecology of the lizard *Tropidurus oreadicus* Rodrigues 1987 (Tropiduridae) at Serra dos Carajás, Pará state, northern Brazil. *Brazilian Journal of Biology* **68**, 109–113.
- Ruibal R** (1961) Thermal relations of five species of tropical lizards. *Evolution* **15**, 98–111.
- Sathe EA and Husak JF** (2018) Substrate-specific locomotor performance is associated with habitat use in six-lined racerunners (*Aspidoscelis selineata*). *Biological Journal of the Linnean Society* **124**, 165–173.
- Schwenk K, Padilla DK, Bakken GS and Full RJ** (2009) Grand challenges in organismal biology. *Integrative and Comparative Biology* **49**, 7–14.
- Sears MW and Angilletta MJ** (2015) Costs and benefits of thermoregulation revisited: both the heterogeneity and spatial structure of temperature drive energetic costs. *American Naturalist* **185**, E94–E102.
- Sears MW, Angilletta MJ, Schuler MS, Borchert J, Dilliplane KF, Stegman M, Rusch TW and Mitchell WA** (2016) Configuration of the thermal landscape determines thermoregulatory performance of ectotherms. *Proceedings of the National Academy of Sciences USA* **113**, 10595–10600.
- Shipley B** (2016) *Cause and Correlation in Biology: A User's Guide to Path Analysis, Structural Equations and Causal Inference with R*. Cambridge: Cambridge University Press, 315 pp.
- Smith GR and Ballinger RE** (2001) The ecological consequences of habitat and microhabitat use in lizards: a review. *Contemporary Herpetology* **2001**, 1–13.
- Tewksbury JJ, Huey RB and Deutsch CA** (2008) Putting the heat on tropical animals. *Science* **320**, 1296.
- Vickers M, Manicom C and Schwarzkopf L** (2011) Extending the cost-benefit model of thermoregulation: high-temperature environments. *American Naturalist* **177**, 452–461.

Appendix 1

Mean (\pm SE, N) substrate temperatures (T_s) and air temperatures (T_a) of the substrates on which *Ameivula* aff. *ocellifera* were observed (used) and those available in the studied habitat at the Pantanal of Nhecolândia (Brazil). Temperatures are in °C.

| | | Sand | Dry grass | Grass | Leaf litter |
|-------|-----------|-----------------------|----------------------|----------------------|-----------------------|
| T_s | Used | 35.7 \pm 0.69 (36) | 30.7 (1) | 36.4 (1) | 42.0 \pm 2.66 (5) |
| | Available | 37.9 \pm 0.72 (138) | 38.6 \pm 1.20 (33) | 36.8 \pm 1.06 (35) | 33.4 \pm 0.56 (138) |
| T_a | Used | 34.5 \pm 0.50 (36) | 32.2 (1) | 38.3 (1) | 40.3 \pm 2.13 (5) |
| | Available | 35.3 \pm 0.28 (138) | 36.4 \pm 0.62 (33) | 35.4 \pm 0.50 (35) | 33.9 \pm 0.26 (138) |

Appendix 2

Mean (\pm SE, N) substrate temperatures (T_s) and air temperatures (T_a) of the substrates on which *Tropidurus oreadicus* were observed (used) and those available in the studied habitat at Aquidauana (Brazil). Temperatures are in °C.

| | | Rock | Leaf litter | Log | Soil |
|-------|-----------|----------------------|----------------------|---------------------|---------------------|
| T_s | Used | 32.8 \pm 0.64 (18) | 34.4 \pm 1.85 (2) | 34.4 \pm 0.24 (3) | NA |
| | Available | 32.3 \pm 0.36 (47) | 34.5 \pm 0.46 (35) | 33.6 \pm 3.52 (3) | 34.4 \pm 1.34 (7) |
| T_a | Used | 32.1 \pm 0.81 (18) | 33.9 \pm 1.85 (2) | 32.5 \pm 1.06 (3) | NA |
| | Available | 32.1 \pm 0.36 (47) | 33.9 \pm 0.49 (35) | 32.6 \pm 2.47 (3) | 33.0 \pm 0.84 (7) |

Appendix 3

Mean (\pm SE, N) substrate temperatures (T_s) and air temperatures (T_a) of the different conditions of exposure to light (full sun, filtered sun, shade and cloudy) at which *Ameivula* aff. *ocellifera* and *Tropidurus oreadicus* lizards were observed (used) and those of available microhabitats at both studied areas at Mato Grosso do Sul (Brazil). Temperatures are in °C.

| | | Full sun | Filtered sun | Shade | Cloudy |
|---------------------------|-----------|-----------------------|----------------------|----------------------|----------------------|
| <i>A. aff. ocellifera</i> | | | | | |
| T_s | Used | 36.2 \pm 1.48 (9) | 37.4 \pm 1.23 (19) | 37.1 \pm 2.02 (6) | 33.6 \pm 0.95 (9) |
| | Available | 42.7 \pm 0.85 (111) | 34.7 \pm 0.49 (91) | 30.8 \pm 0.47 (70) | 32.5 \pm 0.28 (72) |
| T_a | Used | 34.5 \pm 1.16 (9) | 36.4 \pm 0.95 (19) | 35.0 \pm 1.49 (6) | 33.7 \pm 0.75 (9) |
| | Available | 34.5 \pm 1.16 (111) | 35.1 \pm 0.30 (91) | 34.2 \pm 0.32 (70) | 32.7 \pm 0.18 (72) |
| <i>T. oreadicus</i> | | | | | |
| T_s | Used | 32.8 \pm 0.85 (10) | 33.5 \pm 0.88 (10) | 33.3 \pm 1.01 (3) | NA |
| | Available | 34.0 \pm 0.48 (39) | 32.2 \pm 0.70 (22) | 33.5 \pm 0.44 (31) | NA |
| T_a | Used | 31.4 \pm 1.08 (10) | 32.9 \pm 1.04 (10) | 33.0 \pm 0.83 (3) | NA |
| | Available | 32.9 \pm 0.43 (39) | 32.2 \pm 0.72 (22) | 33.2 \pm 0.43 (31) | NA |